


# COMMUNITY SNAPSHOT FOR UNITED WAY OF CENTRAL WV'S SERVICE AREA

The snapshot data from the US Census Bureau and United FOR ALICE highlights financial instability. This will vary based on geographical location, gender, and race. This information represents all six counties in service area.

## Boone, Braxton, Clay, Kanawha, Logan, Putnam

305,484



2023 Population

Overall, there has been a 1.18% decline since 2010, which has implications for economic growth, educational resources, and community health.

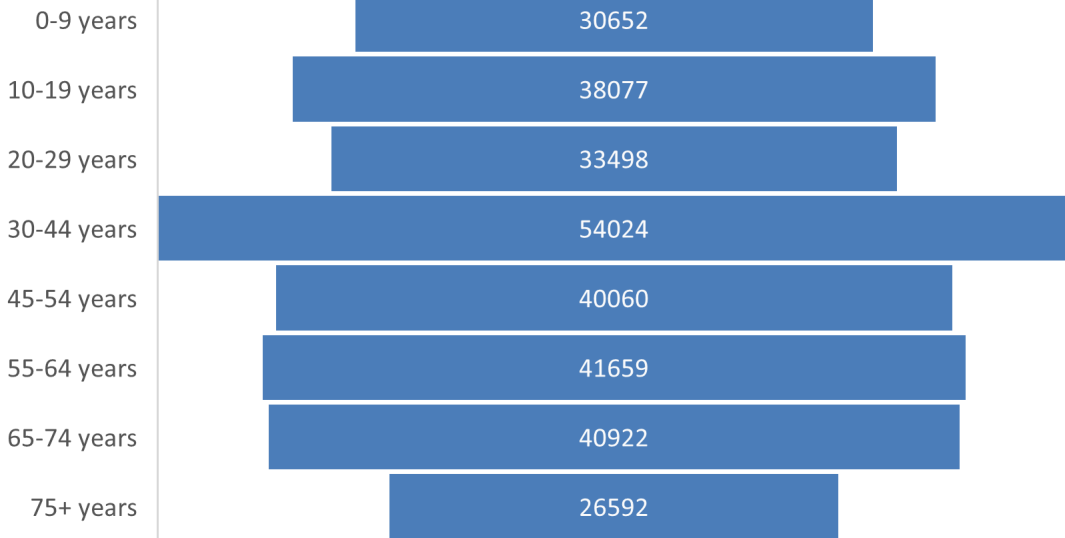


50.2% Female



49.8% Male

### Age Distribution



### Race

White alone	94.9%
Black or African American	1.5%
American Indian/Native Alaskan	0.3%
Asian alone	0.4%
Native Hawaiian, Pacific Islander	0.0%
Two or More Races	1.3%
Hispanic or Latino	1.0%

### Median Age



### Total Households



### Household Size



\$54,161

Median Household Income

47.5%

Labor Force Participation

### Poverty Levels

**Households Above ALICE**  
49.8%

**ALICE\* Households**  
32%

**Households in Poverty**  
18%

**Children in Poverty**  
25%

### Cost of Basic Needs | Survival Budget

**2 Adults, 2 Children**

- Housing - \$946
- Childcare - \$1322
- Food - \$1163
- Transportation - \$942
- Health Care - \$666
- Technology - \$116
- Misc. - \$516
- Tax Payments - \$550

Utilities are included in housing costs

\*ALICE - Asset-Limited, Income Constrained, Employed | <https://www.unitedforalice.org/state-overview/west-virginia>

**Survival Household Income Needed: \$74,652**

**Median Household Income: \$54,161**


**Earning Deficit: \$20,491**



# COMMUNITY SNAPSHOT FOR UNITED WAY OF CENTRAL WV'S SERVICE AREA

The snapshot data from the US Census Bureau and United FOR ALICE highlights financial instability. This will vary based on geographical location, gender, and race. This information represents Boone County, West Virginia.

**21,312**



## 2023 Population

Since 2022, there has been a 1.81% decline in population. This has implications for economic growth, educational resources, and community health.



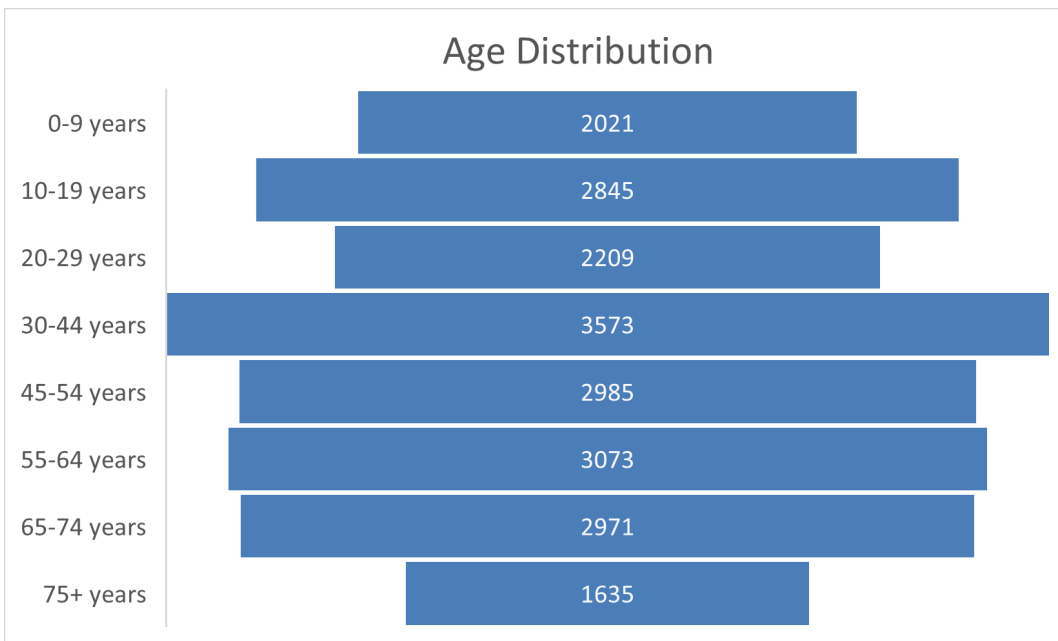
50.1% Female



49.9% Male

## Boone

### Age Distribution



### Race

White alone	97.8%
Black or African American	0.8%
American Indian/Native Alaskan	0.2%
Asian alone	0.2%
Native Hawaiian, Pacific Islander	0.0%
Two or More Races	1.0%
Hispanic or Latino	0.8%

### Median Age



### Total Households



### Household Size



**\$56,152**

Median Household Income

**44%**

Labor Force Participation

### Poverty Levels

Households Above ALICE	52%
ALICE* Households	30%
Households in Poverty	17%
Children in Poverty	16%

### Cost of Basic Needs | Survival Budget

2 Adults, 2 Children (2023)

Housing	- \$828
Childcare	- \$1322
Food	- \$1134
Transportation	- \$942
Health Care	- \$666
Technology	- \$116
Misc.	- \$501
Tax Payments	- \$510

Utilities are included in housing costs

\*ALICE - Asset-Limited, Income Constrained, Employed | <https://www.unitedforalice.org/state-overview/west-virginia>

**Survival Household Income Needed: \$72,228**

**Median Household Income: \$56,152**


**Earning Deficit: \$16,076**



# COMMUNITY SNAPSHOT FOR UNITED WAY OF CENTRAL WV'S SERVICE AREA

The snapshot data from the US Census Bureau and United FOR ALICE highlights financial instability. This will vary based on geographical location, gender, and race. This information represents Braxton County, West Virginia.

**12,345**



## 2023 Population

Since 2022, there has been a 1.28% decline in population. This has implications for economic growth, educational resources, and community health.




50.1% Female



49.9% Male

## Braxton

### Age Distribution



### Race

White alone	96.9%
Black or African American	0.8%
American Indian/Native Alaskan	0.6%
Asian alone	0.3%
Native Hawaiian, Pacific Islander	0.0%
Two or More Races	1.4%
Hispanic or Latino	0.7%

### Median Age



### Total Households



### Household Size



**\$44,449**

Median Household Income

**42%**

Labor Force Participation

### Poverty Levels

Households Above ALICE	41%
ALICE* Households	38%
Households in Poverty	21%
Children in Poverty	29%

### Cost of Basic Needs | Survival Budget

2 Adults, 2 Children (2023)

Housing	- \$812
Childcare	- \$1322
Food	- \$1166
Transportation	- \$942
Health Care	- \$666
Technology	- \$116
Misc.	- \$502
Tax Payments	- \$515

Utilities are included in housing costs

\*ALICE - Asset-Limited, Income Constrained, Employed | <https://www.unitedforalice.org/state-overview/west-virginia>

**Survival Household Income Needed: \$72,492**

**Median Household Income: \$44,449**


**Earning Deficit: \$28,043**



# COMMUNITY SNAPSHOT FOR UNITED WAY OF CENTRAL WV'S SERVICE AREA

The snapshot data from the US Census Bureau and United FOR ALICE highlights financial instability. This will vary based on geographical location, gender, and race. This information represents Clay County, West Virginia.

7,946



## 2023 Population

Since 2022, there has been a 1.28% decline in population. This has implications for economic growth, educational resources, and community health.



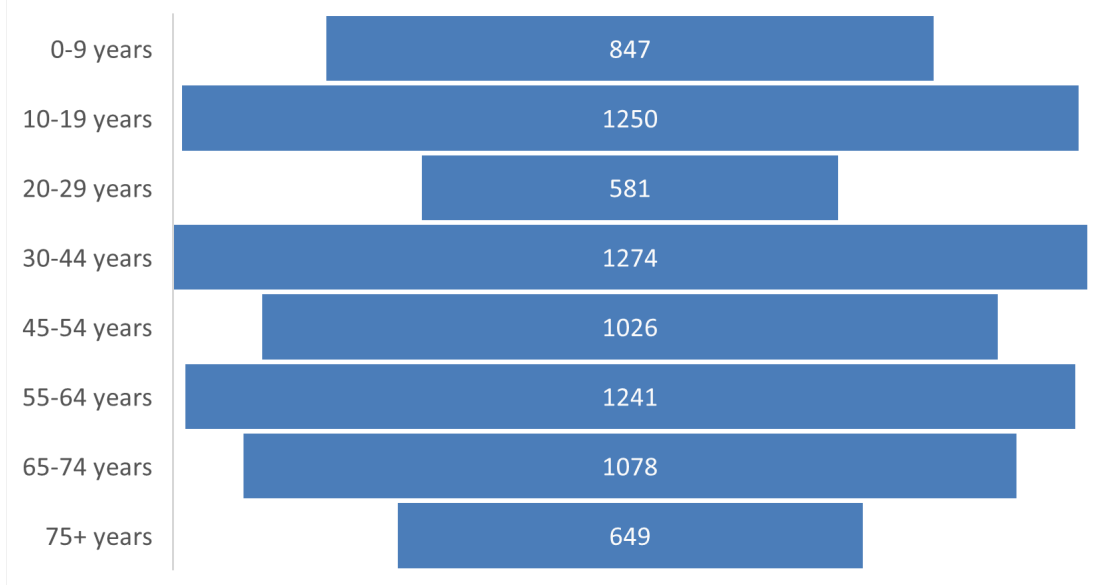
49.5% Female



50.5% Male

## Clay

### Age Distribution



### Race

White alone	97.4%
Black or African American	0.6%
American Indian/Native Alaskan	0.4%
Asian alone	0.4%
Native Hawaiian, Pacific Islander	0.0%
Two or More Races	1.5%
Hispanic or Latino	0.9%

### Median Age



### Total Households



### Household Size



\$42,790

Median Household Income

41%

Labor Force Participation

### Poverty Levels

Households Above ALICE	39%
ALICE* Households	39%
Households in Poverty	22%
Children in Poverty	39%

### Cost of Basic Needs | Survival Budget

#### 2 Adults, 2 Children (2023)

Housing	- \$1,002
Childcare	- \$1322
Food	- \$1320
Transportation	- \$942
Health Care	- \$666
Technology	- \$116
Misc.	- \$521
Tax Payments	- \$566

Utilities are included in housing costs

\*ALICE - Asset-Limited, Income Constrained, Employed | <https://www.unitedforalice.org/state-overview/west-virginia>

**Survival Household Income Needed: \$75,612**

**Median Household Income: \$42,790**


**Earning Deficit: \$32,822**



# COMMUNITY SNAPSHOT FOR UNITED WAY OF CENTRAL WV'S SERVICE AREA

The snapshot data from the US Census Bureau and United FOR ALICE highlights financial instability. This will vary based on geographical location, gender, and race. This information represents Kanawha County, West Virginia.

**174,805**



## 2023 Population

Since 2022, there has been a 0.9% decline in population. This has implications for economic growth, educational resources, and community health.



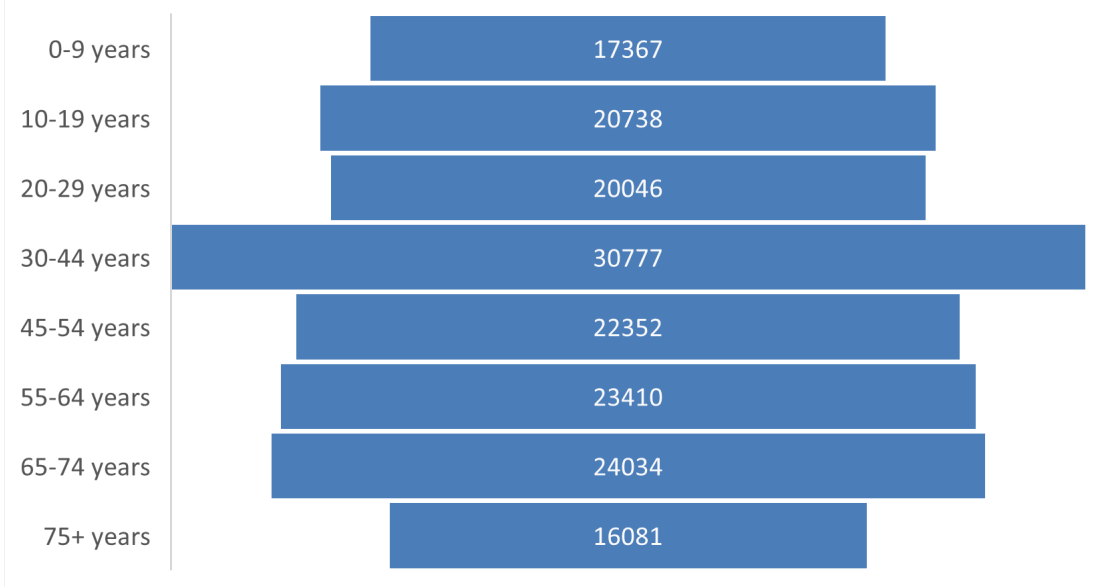
50.6% Female



49.4% Male

## Kanawha

### Age Distribution



### Race

White alone	87.0%
Black or African American	4.4%
American Indian/Native Alaskan	0.0%
Asian alone	1.2%
Native Hawaiian, Pacific Islander	0.0%
Two or More Races	7.0%
Hispanic or Latino	1.6%

### Median Age



### Total Households



### Household Size



**\$56,469**

Median Household Income

**56%**

Labor Force Participation

### Poverty Levels

Households Above ALICE	55%
ALICE* Households	30%
Households in Poverty	15%
Children in Poverty	21%

### Cost of Basic Needs | Survival Budget

2 Adults, 2 Children (2023)

Housing	- \$1,117
Childcare	- \$1,322
Food	- \$1,190
Transportation	- \$942
Health Care	- \$666
Technology	- \$116
Misc.	- \$535
Tax Payments	- \$603

Utilities are included in housing costs

\*ALICE - Asset-Limited, Income Constrained, Employed | <https://www.unitedforalice.org/state-overview/west-virginia>

**Survival Household Income Needed: \$77,892**

**Median Household Income: \$56,469**


**Earning Deficit: \$21,423**



# COMMUNITY SNAPSHOT FOR UNITED WAY OF CENTRAL WV'S SERVICE AREA

The snapshot data from the US Census Bureau and United FOR ALICE highlights financial instability. This will vary based on geographical location, gender, and race. This information represents Logan County, West Virginia.

**31,826**



## 2023 Population

Since 2022, there has been a 1.62% decline in population. This has implications for economic growth, educational resources, and community health.



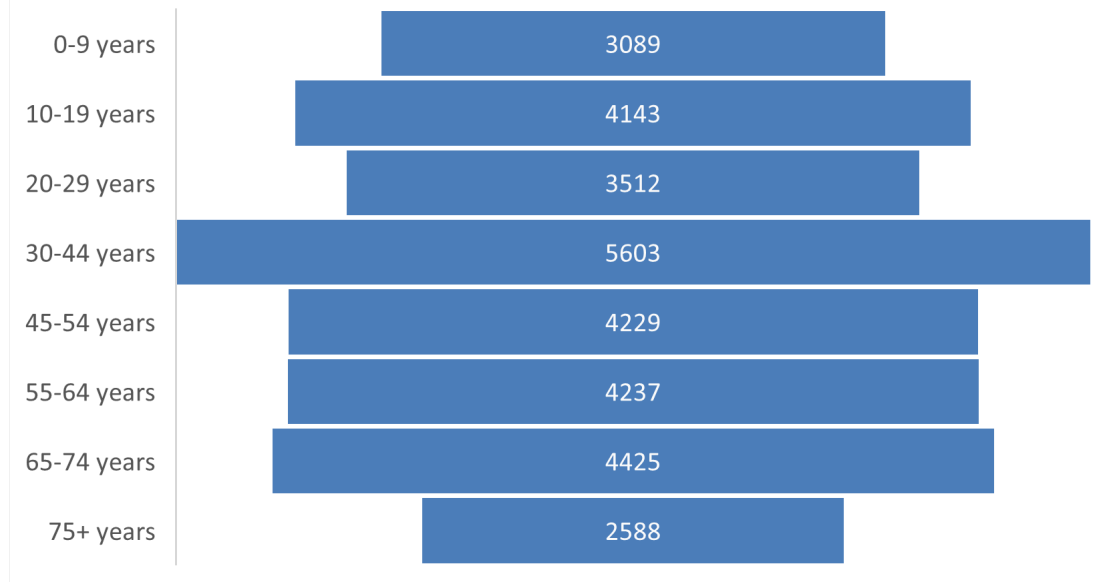
50.6% Female



49.4% Male

## Logan

### Age Distribution



## Race

White alone	95.8%
Black or African American	1.9%
American Indian/Native Alaskan	0.0%
Asian alone	0.03%
Native Hawaiian, Pacific Islander	0.0%
Two or More Races	1.9%
Hispanic or Latino	.8%

## Median Age



## Total Households



## Household Size



**\$47,237**

Median Household Income

**43%**

Labor Force Participation

## Poverty Levels

Households Above ALICE	46%
ALICE* Households	33%
Households in Poverty	21%
Children in Poverty	30%

## Cost of Basic Needs | Survival Budget

### 2 Adults, 2 Children (2023)

Housing	- \$812
Childcare	- \$1,322
Food	- \$1,102
Transportation	- \$942
Health Care	- \$666
Technology	- \$116
Misc.	- \$496
Tax Payments	- \$497

Utilities are included in housing costs

\*ALICE - Asset-Limited, Income Constrained, Employed | <https://www.unitedforalice.org/state-overview/west-virginia>

**Survival Household Income Needed: \$71,436**

**Median Household Income: \$47,237**


**Earning Deficit: \$24,199**



# COMMUNITY SNAPSHOT FOR UNITED WAY OF CENTRAL WV'S SERVICE AREA

The snapshot data from the US Census Bureau and United FOR ALICE highlights financial instability. This will vary based on geographical location, gender, and race. This information represents Putnam County, West Virginia.

**57,250**



## 2023 Population

Since 2022, there has been a 0.16% decline in population. This has implications for economic growth, educational resources, and community health.



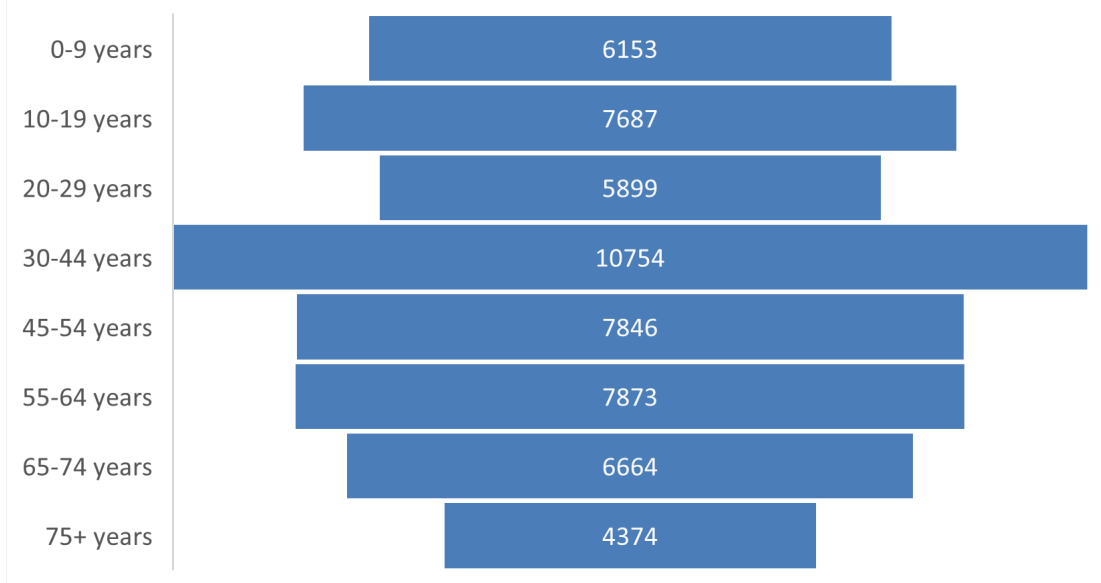
**50.5% Female**



**49.5% Male**

## Putnam

### Age Distribution



### Race

White alone	94.7%
Black or African American	0.7%
American Indian/Native Alaskan	0.0%
Asian alone	0.8%
Native Hawaiian, Pacific Islander	0.02%
Two or More Races	3.3%
Hispanic or Latino	1.5%

### Median Age



### Total Households



### Household Size



**\$77,871**

**Median Household Income**

**59%**

**Labor Force Participation**

### Poverty Levels

<b>Households Above ALICE</b>	<b>66%</b>
<b>ALICE* Households</b>	<b>23%</b>
<b>Households in Poverty</b>	<b>11%</b>
<b>Children in Poverty</b>	<b>12%</b>

### Cost of Basic Needs | Survival Budget

**2 Adults, 2 Children (2023)**

Housing	- 1,132
Childcare	- \$1,322
Food	- \$1,221
Transportation	- \$942
Health Care	- \$666
Technology	- \$116
Misc.	- \$337
Tax Payments	- \$608

Utilities are included in housing costs

\*ALICE - Asset-Limited, Income Constrained, Employed | <https://www.unitedforalice.org/state-overview/west-virginia>

**Survival Household Income Needed: \$78,180**

**Median Household Income: \$77,871**

**Earning Deficit: \$309**

